



Tokkeloefeningen met losse snaren

1. m en i, en met a en m.




Exercise 1 consists of two staves of music. The first staff contains four measures of music: the first two measures feature quarter notes on the strings, and the last two measures feature eighth notes. The second staff contains four measures of music: the first two measures feature quarter notes, and the last two measures feature eighth notes, ending with a double bar line.

2. a, m en i tegelijk.




Exercise 2 consists of two staves of music. The first staff contains four measures of music: the first two measures feature quarter notes, and the last two measures feature eighth notes. The second staff contains four measures of music: the first two measures feature quarter notes, and the last two measures feature eighth notes, ending with a double bar line.

3. p, i en m. Ook met p, m en a.



Exercise 3 consists of one staff of music with six measures. The first four measures feature quarter notes, and the last two measures feature eighth notes. Below the staff, there are six dynamic markings: p , f , c , f , p , and p .

4. p i m a tegelijk



Exercise 4 consists of one staff of music with six measures. The first four measures feature quarter notes, and the last two measures feature eighth notes. Below the staff, there are six dynamic markings: p , f , c , f , p , and p .

5. p, i en a, ook met p, i en m.



Exercise 5 consists of one staff of music with six measures. The first four measures feature quarter notes, and the last two measures feature eighth notes. Below the staff, there are six dynamic markings: p , f , c , f , p , and p .

6. Ook met m, i en met m, a en a, m.

Musical notation for exercise 6, consisting of two staves. The first staff has lyrics 'i m i m i m i m i m i m i m' above it. The second staff is empty.

7.

Musical notation for exercise 7, consisting of one staff with lyrics 'a i mi a i mi' above it.

8.

Musical notation for exercise 8, consisting of one staff with lyrics 'a mi ma mi m' above it.

9.

Musical notation for exercise 9, consisting of one staff with lyrics 'a m i a m i' above it.

Tokkeloefeningen met akkoorden

Am

First staff of music for Am chord exercise. It shows a sequence of chords: Am, Am, Am, Am, G, G, G, G, F, F, F, F, E, E, E, E.

Second staff of music for Am chord exercise. It shows a sequence of chords: E, E, E, E, D, D, D, D, C, C, C, C, B, B, B, B.

C

First staff of music for C chord exercise. It shows a sequence of chords: C, C, C, C, B, B, B, B, A, A, A, A, G, G, G, G.

Second staff of music for C chord exercise. It shows a sequence of chords: F, F, F, F, E, E, E, E, D, D, D, D, C, C, C, C.

E

First staff of music for E chord exercise. It shows a sequence of chords: E, E, E, E, D#m, D#m, D#m, D#m, C#, C#, C#, C#, B, B, B, B.

Second staff of music for E chord exercise. It shows a sequence of chords: A, A, A, A, G#, G#, G#, G#, F#, F#, F#, F#, E, E, E, E.

Speel ook oefening 2 t/m 9 met diverse akkoorden.