


***Leer gitaarspelen en zingen met***



***Folksongs***

Gitaarspelen is een ding.  
Zingen is een ander.  
Er zijn mensen die heel goed kunnen gitaarspelen.  
En er zijn er die heel goed kunnen zingen.  
Er zijn ook mensen die goed kunnen gitaarspelen én goed kunnen zingen. Maar veel van die mensen kunnen dat niet tegelijkertijd.

Daar is dit boekje voor bedoeld: om tegelijkertijd te leren gitaarspelen en zingen. Dit aan de hand van folksongs, omdat die meestal makkelijk in het gehoor liggen en niet te veel akkoorden hebben.  
Je kunt er slaggitaar bij spelen, maar de meeste liedjes lenen zich ook erg goed om bij te tokkelen.

Zoek de songs maar op op youtube, voor zover je ze nog niet kent. Het is niet de bedoeling om mee te spelen. Soms zal dat niet gaan omdat de toonsoort niet dezelfde is als die op papier. En soms is het net een andere versie.

Veel plezier ermee!

Ine Janssen  
Nederweert  
september 2009  
inimeany@hotmail.com

Leer gitaarspelen en zingen aan de hand van

# folksongs

1. Kaap'ren varen
2. Jambalaya
3. Mary Ann
4. Skip to my Lou
5. Down in the valley
6. Tom Dooley
7. This old man
8. Wayfaring stranger
9. Oh sinner man
10. Daar was laatst een meisje loos
11. Een twee drie vier hoedje van papier
12. The lion sleeps tonight
13. 'T is moeilijk bescheiden te blijven
14. Alouette
15. Buffalo gals
16. When the saints
17. Oh dear! What can the matter be
18. Stellar Connection
19. He's a jolly good fellow
20. Worried man blues
21. Midnight Special
22. In the pines

## Kaap'ren varen

Allen die willen te Kaap'ren varen  
Moeten mannen met baarden zijn  
Jan, Pier, Tjores en Corneel  
Die hebben baarden, die hebben baarden  
Jan, Pier, Tjores en Corneel  
Die hebben baarden, zij varen mee

↓ ↓↑↓↑

Am	E	Am	Am
Am	E	Am	Am
Am	Am	Am	Am
Am	E	E	Am
Am	Am	Am	Am
Am	E	E	Am

# JAMBALAYA

Hank Williams



D D A7 A7  
A7 A7 D D

D A 7  
Goodbye Joe, me gotta go, me oh my oh  
D  
Me gotta go pole the pirogue down the bayou  
A7  
My Yvonne, the sweetest one, me oh my oh  
D  
Son of a gun, we'll have big fun on the bayou

## CHORUS:

A7  
Jambalaya, a-crawfish pie and-a fillet gumbo  
D  
'Cause tonight I'm gonna see my machez a mio  
A7  
Pick guitar, fill fruit jar and be gay-oh  
D  
Son of a gun, we'll have big fun on the bayou.

# Mary Ann

Musical score for the song "Mary Ann". It consists of four staves of music in the key of D major (two sharps) and common time (C). The melody is written in a treble clef. The lyrics are: "All day all night Ma - ry Ann Down by the sea - side sift - ing sand E - ven lit - tle chil - dren love Ma - ry Ann Down by the sea - side sift - ing sand." The chords are indicated as D and A7.

D A7

All day all night Ma - ry Ann

D

Down by the sea - side sift - ing sand

A7

E - ven lit - tle chil - dren love Ma - ry Ann

D

Down by the sea - side sift - ing sand.

# Skip to my Lou

Musical score for the song "Skip to my Lou". It consists of two staves of music in the key of D major (two sharps) and common time (C). The melody is written in a treble clef. The lyrics are: "Lost my part - ner Skip to my Lou Lost my part - ner Skip to my Lou Lost my part - ner Skip to my Lou Skip to my Lou my dar - ling." The chords are indicated as D and A7.

D A7

Lost my part - ner Skip to my Lou Lost my part - ner Skip to my Lou

D A7 D

Lost my part - ner Skip to my Lou Skip to my Lou my dar - ling.

Speel dit liedje eerst in C, dan in D, E, G en A

# Down in the valley

Down in the val - ley Val - ley so low

Hang your head o - ver hear the wind blow

Hear the wind blow, love, hear the wind blow,

Hang your hear o - ver, hear the wind blow.

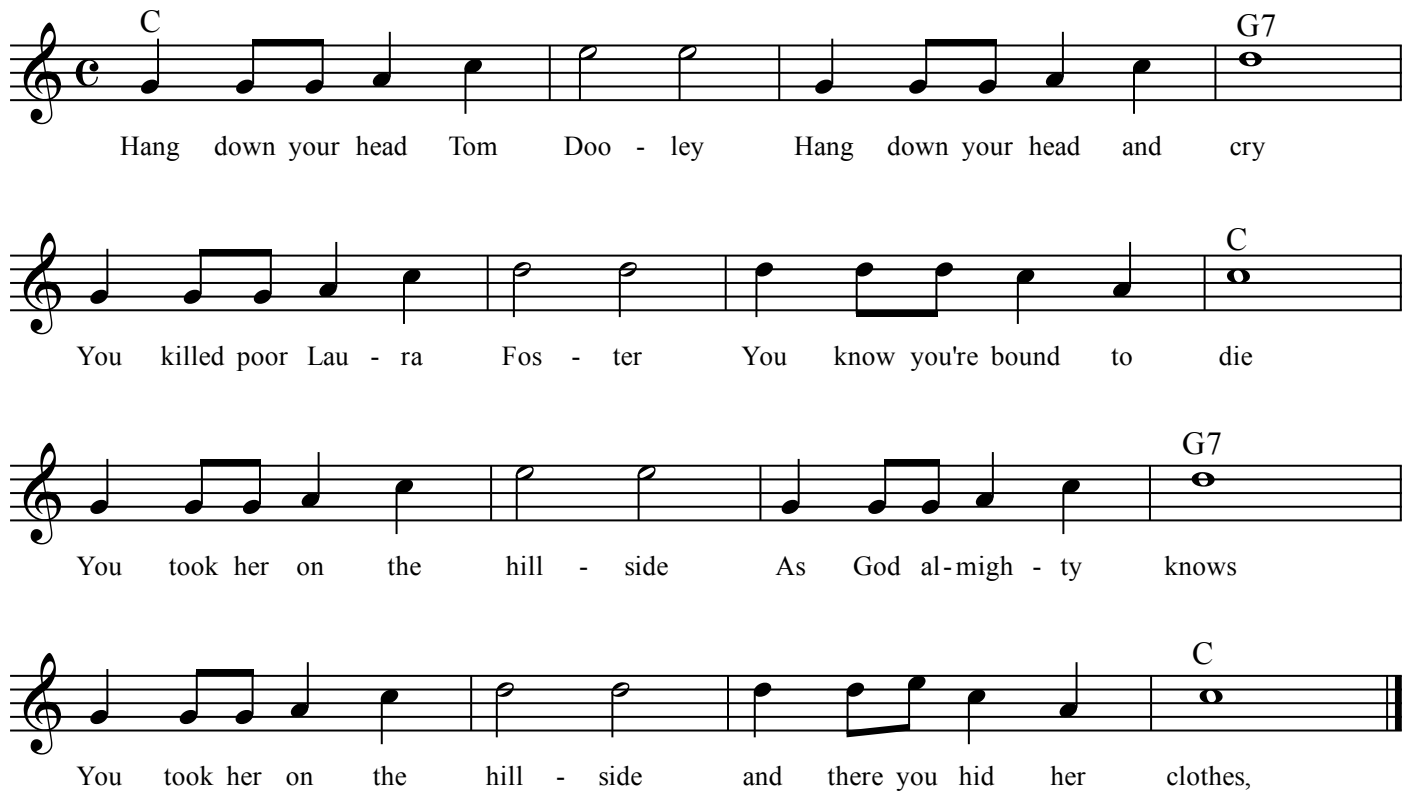
Down in the val - ley Val - ley so low

Hang your head o - ver hear the wind blow

Hear the wind blow, love, hear the wind blow,

Hang your hear o - ver, hear the wind blow.

# Tom Dooley



C G7

Hang down your head Tom Doo - ley Hang down your head and cry

C

You killed poor Lau - ra Fos - ter You know you're bound to die

G7

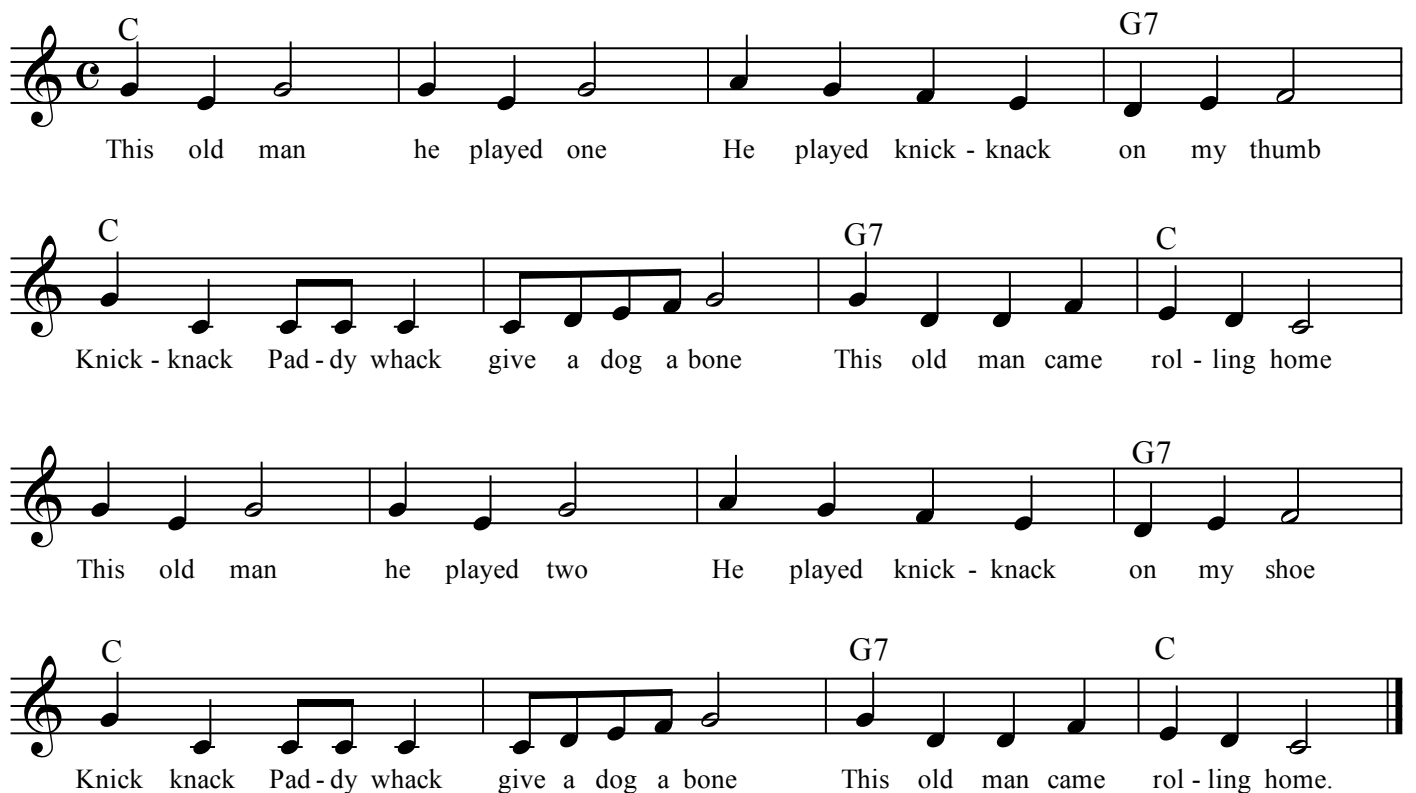
You took her on the hill - side As God al-migh - ty knows

C

You took her on the hill - side and there you hid her clothes,

Detailed description: This block contains the musical notation for the song 'Tom Dooley'. It consists of four staves of music in treble clef with a common time signature (C). The melody is written on a single line. Chord symbols 'C' and 'G7' are placed above the staff at the beginning and end of phrases. The lyrics are written below the staff, with hyphens indicating syllables that span across multiple notes.

# This old man



C G7

This old man he played one He played knick - knack on my thumb

C G7 C

Knick - knack Pad - dy whack give a dog a bone This old man came rol - ling home

G7

This old man he played two He played knick - knack on my shoe

C G7 C

Knick knack Pad - dy whack give a dog a bone This old man came rol - ling home.

Detailed description: This block contains the musical notation for the song 'This old man'. It consists of four staves of music in treble clef with a common time signature (C). The melody is written on a single line. Chord symbols 'C' and 'G7' are placed above the staff at the beginning and end of phrases. The lyrics are written below the staff, with hyphens indicating syllables that span across multiple notes.



# Wayfaring stranger

negro spiritual


Guitar



I am a poor way-fa-ring stran-ger While trav' ling thru



this world of woe Yet there's no sick-ness - toil or dan-ger



In that brignt world to which I go

## SINNER MAN

Am

Oh, sinner man, where you gonna run to?

G

Oh, sinner man, where you gonna run to?

Am G Am

Oh, sinner man, where you gonna run to? All on that day.

Run to the rock. Rock, won't you hide me?

Run to the rock. Rock, won't you hide me?

Run to the rock. Rock, won't you hide me? All on that day.

Lord said, "The rock, rock will be crumbling."

Lord said, "The rock, rock will be crumbling."

Lord said, "The rock, rock will be crumbling." All on that day.

Run to the sea. Sea, won't you hide me?

Run to the sea. Sea, won't you hide me?

Run to the sea. Sea, won't you hide me? All on that day.

Lord said, "The sea, sea will be boiling."

Lord said, "The sea, sea will be boiling."

Lord said, "The sea, sea will be boiling." All on that day.

Run to the moon. Moon, won't you hide me?

Run to the moon. Moon, won't you hide me?

Run to the moon. Moon, won't you hide me? All on that day.

Lord said, "The moon, moon will be bleeding.".....

Run to the stars. Stars, won't you hide me?

Lord said, "The stars, stars will be freezing."

Run to the Sun. Sun, won't you hide me?

Lord said, "The sun, sun will be burning."

Oh, sinner man, where you gonna run to?

Run to the Lord. Lord, won't you hide me?

Run to the Devil. Devil, was a-waitin'.

Lord said, "Oh, you should-a been praying."

Oh, sinner man, where you gonna run to?

# Daar was laatst een meisje loos

Daar was laatst een meis - je loos, die wou gaan va - ren die wou gaan va - ren

Daar was laatst een meis - je loos die wou gaan va - ren als licht - ma - troos.

# Een, twee, drie, vier, hoedje van papier

In drie toonsoorten: D, C en G.

Een, twee, drie, vier, hoed-je van, hoed-je van. Een, twee, drie vier, hoed-je van pa-pier.

Heb je dangeenhoedje meer maak er één van bordpapier. Een,twee,drie, vier, hoed-je van papier.

Een, twee, drie, vier, hoed-je van, hoed-je van. Een, twee, drie vier, hoed-je van pa-pier.

Heb je dan geen hoedje meer maak er één van bordpapier. Een,twee,drie, vier, hoed-je van papier.

Een, twee, drie, vier, hoed-je van, hoed-je van. Een, twee, drie vier, hoed-je van pa-pier.

Heb je dan geen hoedje meer maak er één van bordpapier. Een,twee,drie, vier, hoed-je van papier.

# The Lion sleeps tonight

Guitar



Staff 1: Treble clef, key signature of one sharp (F#), common time. Chords: G, C, G, D. Notes: G4, A4, B4, C5, B4, A4, G4, F#4, E4, D4.

In the jung-le the might-y jung-le, the li-on sleeps to - night. \_\_\_\_



Staff 2: Treble clef, key signature of one sharp (F#), common time. Chords: G, C, G, D. Notes: D4, C4, B3, A3, G3, F#3, E3, D3.

In the jung-le, the might-y jung-le, the li - on sleeps to - night. \_\_\_\_ A -



Staff 3: Treble clef, key signature of one sharp (F#), common time. Chords: G, C, G, D, G, C. Notes: G4, A4, B4, C5, B4, A4, G4, F#4, E4, D4, C4, B3, A3, G3, F#3, E3, D3.

hoe \_\_\_\_ a-hoe-a - hoe-a - wi-ma-wee. \_\_\_\_ A - hoe \_\_\_\_ a-hoe-a -



Staff 4: Treble clef, key signature of one sharp (F#), common time. Chords: G, D, G. Notes: G4, A4, B4, C5, B4, A4, G4, F#4, E4, D4, C4, B3, A3, G3, F#3, E3, D3.

hoe - a - wi - ma - wee. \_\_\_\_ A - wi - mo-wee a-wi - mo-wee a -



Staff 5: Treble clef, key signature of one sharp (F#), common time. Chords: C, G, D. Notes: G4, A4, B4, C5, B4, A4, G4, F#4, E4, D4, C4, B3, A3, G3, F#3, E3, D3.

wi-mo-wee a-wi-mo-wee a - wi-mo-wee a-wi-mo-wee a - wi-mo-wee a-wi-mo-wee

# 'TIS MOEILIJK BESCHEIDEN TE BLIJVEN

Peter Blanker

CAPO OP 2

[refrein]

D

't Is moeilijk bescheiden te blijven

A7

Wanneer je zo goed bent als ik

Zo stoer, zo charmant en zo aardig

D

Dat zie je in een ogenblik

Ik denk als ik kijk in de spiegel

D7

G

Daar staat een geweldige vent

D

't Is moeilijk bescheiden te blijven

A7

D

Voor een kerel met zoveel talent

De allermooiste meiden

Die mij eenmaal hebben gezien

Die vallen meteen aan m'n voeten

Aan iedere teen minstens tien

Ik lig zelfs ook goed bij de mannen

Maar dat geeft me ook al geen kick

Want er is er niet een op de wereld

Die zo goed en volmaakt is als ik

[refrein]

Ik wil ook geen filmcarriere

Zoals Houwer, de Gooyer, Krabbe

En dat is voor hun dan weer mazzel

Zo hou ik ze uit de WW

Als ik mijn talent zou benutten

Dan was ik de top of the bill

Hoewel het gewoon is

Dan krijg je kapsones

En da's nou net wat ik niet wil

[refrein]

# ALOUETTE



Alouette gentille alouette	D A7-D-	of	C G7-C-
Alouette je te plumerai	D A7-D-		C G7-C-
Je te plumerai la tete	D		C
Je te plumerai le tete	A7-D-		G7-C-
Et la tete et la tete	A7		G7
Et la tete et la tete	A7		G7
Oh	A7		G7
Alouette gentille alouette	D A7-D-		C G7-C-
Alouette je te plumerai	D A7-D-		C G7-C-

Alouette gentille alouette  
Alouette je te plumerai  
Je te plumerai la bec  
Je te plumerai le bec  
Et la tete et la tete  
Et la tete et la tete  
Oh  
Alouette gentille alouette  
Alouette je te plumerai

# Buffalo Gals

As I was ram-bling down the street, down the street, down the street, a  
 said my an - gels will you talk? Will you talk? Will you talk, and  
 beau - ty gal I chanc'd to meet. love - ly as morn - ing dew.  
 take with me a lit - tle walk, with those sweet feet I view.  
 Buf - fa - lo gals, won't you come out to-night, come out to-night come out to-night,  
 Buf - fa - lo gals won't you come out to night and dance by the light of the moon I moon.

# When the saints go marching in

Oh when the saints go mar ching in Oh when the  
 saints go mar ching in Lord I want to be in that  
 num ber when the saints go mar ching

# Oh, dear! What can the matter be

O, daer! What can the mat - ter be? Dear, dear! What can the mat - ter be?

Oh, dear! What can the mat - ter be? John - ny's so long at the fair. \_\_\_\_\_ He

pro-mised he'd bring me a bas-ket of po-sies, a gar-land of lil-lies, a gar-land of ro-ses, a

lit - tle straw hat to set off the blue rib - bons that tie up my bon - ny brown hair.

The musical score is written in treble clef with a key signature of one sharp (F#) and a common time signature (C). It consists of four staves of music. The first staff contains the first two lines of lyrics. The second staff contains the next two lines. The third staff contains the next two lines. The fourth staff contains the final two lines. Chord symbols G, D7, C, and G are placed above the notes. The melody is simple and repetitive, with a clear rhythmic pattern.

# Stellar Connection

(Twinkle twinkle little star)

Twin - kle twin - kle lit - tle star how I won - der what you are

Up a - bove the world so high like a dia - mond in the sky

Twin - kle twin - kle lit - tle star how I won - der what you are.

The musical score is written in treble clef with a key signature of one sharp (F#) and a common time signature (C). It consists of three staves of music. The first staff contains the first line of lyrics. The second staff contains the second line. The third staff contains the third line. Chord symbols G, C, G, D7, G, C, G, D7, G, C, G, D7 are placed above the notes. The melody is simple and repetitive, with a clear rhythmic pattern.



# He's a jolly good fellow

He's a jol - ly good fel - low for he's a jol - ly good fel - low for  
he's a jol good fel - low which no - bo - dy can de ny!

The musical notation is in 3/4 time, featuring a treble clef and a key signature of one flat (B-flat). The melody consists of eighth and quarter notes. Chords are indicated above the staff: G, C, G, D7, G, C, D7, G.

# Worried man blues

It takes a wor-ried man to sing a wor-ried song It takes a wor-ried  
man to sing a wor-ried song It takes a wor-ried man to sing a wor-ried  
song I'm wor - ried now, yes now, but I won't be wor - ried long.

The musical notation is in 12/8 time, featuring a treble clef and a key signature of one flat (B-flat). The melody consists of quarter and eighth notes. Chords are indicated above the staff: G, C, G, D7, C, D7, G.

## THE MIDNIGHT SPECIAL

↓↑ ↑↓↑ ↑  
G G  
D D  
A A  
D D

Well, you wake up in the mornin', you hear the work bell ring,  
And they march you to the table to see the same old thing.  
Ain't no food upon the table, and no pork up in the pan.  
But you better not complain, boy, you get in trouble with the man.

Chorus:

Let the midnight special shine a light on me,  
Let the midnight special shine a light on me,  
Let the midnight special shine a light on me,  
Let the midnight special shine a everlovin' light on me.

Yonder come miss Rosie, how in the world did you know?  
By the way she wears her apron, and the clothes she wore.  
Umbrella on her shoulder, piece of paper in her hand;  
She come to see the gov'nor, she wants to free her man.

Chorus

If you're ever in Houston, well, you better do the right;  
You better not gamble, there, you better not fight, at all  
Or the sheriff will grab ya and the boys will bring you down.  
The next thing you know, boy, oh! You're prison bound.

Chorus 2x

[http://www.jamorama.com/newsletter/audio/midnight/midnight\\_gat\\_vox.mp3](http://www.jamorama.com/newsletter/audio/midnight/midnight_gat_vox.mp3)

# IN THE PINES

(Leadbelly, Nirvana)



Em .  
Black girl, black girl

Am Em

Don't lie to me

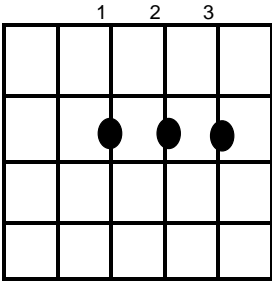
B7 . Em .  
Tell me where did you sleep last night

In the pines in the pines

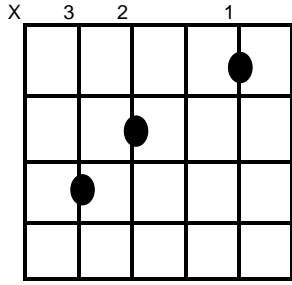
Am En  
where the sun never shines

B7 . Em .  
I shiver'd the whole night through

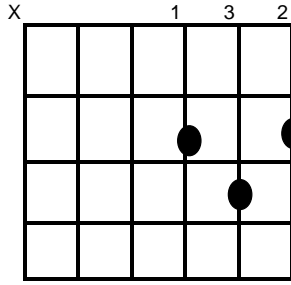
**A**



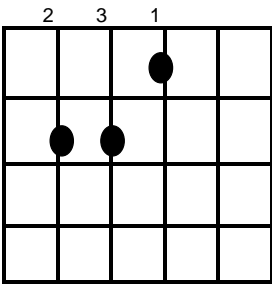
**C**



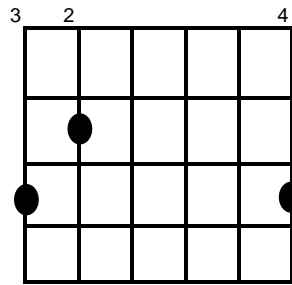
**D**



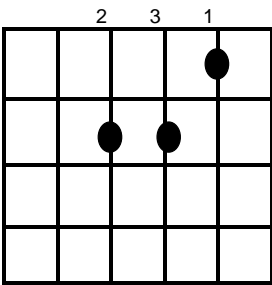
**E**



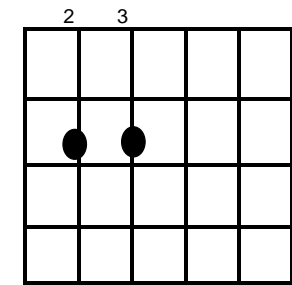
**G**



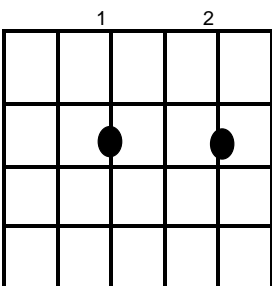
**Am**



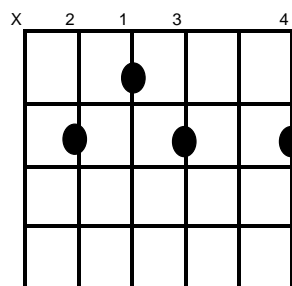
**Em**



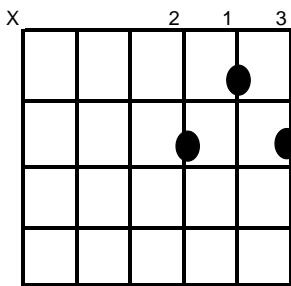
**A7**



**B7**



**D7**



**G7**

