

Toonladders

C, G en D.



2


Toonladders

A, E en F

20



24




28



32



36



40



Toonladders

Am, Em en Dm

44



48

II



52



56



60



64

III



Toonladders

C

e	-----	-----	-----	-----
b	-----	-----	-----	-----
g	-----	-----	-----	-----
D	0--2--3	0--2--1	1--0--2--0	3--2--0
A	3			3
E	-----	-----	-----	-----

G

e	-----	-----	-----	-----
b	-----	-----	-----	-----
g	-----	-----	-----	-----
D	0--2--3	0--2--4	0--4--2--0	3--2--0
A	3			3
E	-----	-----	-----	-----

e	-----	-----	-----	-----
b	-----	-----	-----	-----
g	0--2	3--2--3	3--2--0	1--0--2--0
D				
A				
E	-----	-----	-----	-----

F

e	-----	-----	-----	-----
b	-----	-----	-----	-----
g	-----	-----	-----	-----
D	0--1	0--2--3	3--2--0	1--0--3--1
A	3			
E	1--3			3--1

e	-----	-----	-----	-----
b	-----	-----	-----	-----
g	0--2--3	1--3	3--1	3--2--0
D	3			3
A	-----	-----	-----	-----
E	-----	-----	-----	-----

Toonsoort C

1.



2.



3.



4.



5.



Toonladder-oefeningen

in C



Toonladder-oefeningen in C

e	-----	-----	-----	-----
b	-----	-----0-0-1-1-	1-1-0-0-----	-----
g	-----	0-0-2-2-----	-----2-2-0-0-	-----
D	---0-0-2-2-3-3-	-----	-----	3-3-2-2-0-0-----
A	3-3-----	-----	-----	-----3-3-
E	-----	-----	-----	-----


e	-----	-----	-----	-----
b	-----	-----	-----	---0---0-0-1
g	-----	-----0---	--0--0-2--0-2-	0-2--0-2--2---
D	--0-2--0-2-0-2-	3-0-2-3-2-3--2-	3--3--3-----	-----
A	3-----3-	-----	-----	-----
E	-----	-----	-----	-----

e	-----	-----	-----	-----
b	-----	-----0---	0-1-0--0-----	-----
g	-----	0--0-2-0-2--2-	-----2--2-0-2-	0--0-----
D	--0-2-0-2-3-2-3-	--3-----	-----	--3--3-2-3-2-0-
A	3-----	-----	-----	-----3
E	-----	-----	-----	-----

e	-----	-----	-----	-----
b	-----	-----	-----	0-----0-1-
g	-----	---0-----	0-2-0-----0-2-	--2-0--0-2----
D	--0-2-3-2-0--0-	2-3--3-2-0-2-3-	-----3-2-3-----	-----3-----
A	3-----3-	-----	-----	-----
E	-----	-----	-----	-----


e	-----	-----	-----	-----
b	1-0-----0-1-0-	-----0-----	-----	-----
g	---2-0-2-----	2-0--0-2--2-0-	-----0-2-0-----	-----0-----
D	-----	---3-----	3-2-3-----3-2-	0-2-3--3-2-0---
A	-----	-----	-----	-----3-
E	-----	-----	-----	-----

Toonsoort G



Toonladder-oefeningen

in G



Toonladder-oefeningen in G

e	-----	-----	-----	-----
b	-----	-----	-----	-----
g	-----	-----0-0-	0-0-----	-----
D	-----	0-0-2-2-4-4-	-----4-4-2-2-0-0-	-----
A	----0-0-2-2-3-3-	-----	-----	3-3-2-2-0-0-----
E	3-3-----	-----	-----	-----3-3-

e	-----	----0-0-2-2-3-3-	3-3-2-2-0-0-----	-----
b	-----0-0-1-1-	3-3-----	-----3-3-	1-1-0-0-----
g	0-0-2-2-----	-----	-----	-----2-2-0-0-
D	-----	-----	-----	-----
A	-----	-----	-----	-----
E	-----	-----	-----	-----

e	-----	-----	-----	0-0-2-2-3-3-3---
b	-----	-----	----0-0-1-1-3-3-	-----
g	-----	-----0-0-	2-2-----	-----
D	-----	0-0-2-2-4-4-	-----	-----
A	----0-0-2-2-3-3-	-----	-----	-----
E	3-3-----	-----	-----	-----


e	3-3-2-2-0-0-----	-----	-----	-----
b	-----3-3-	1-1-0-0-----	-----	-----
g	-----	-----2-2-0-0-	-----	-----
D	-----	-----	4-4-2-2-0-0-----	-----
A	-----	-----	-----3-3-	2-2-0-0-----
E	-----	-----	-----	-----3-3-3---

e	-----	-----	-----	-----
b	-----	-----	-----	-----
g	-----	-----	-----	-----0-
D	-----	----0-----	0-2-0-----0-2-	4-2-0---0-2-4---
A	--0-2-3-2-0---0-	2-3---3-2-0-2-3-	-----3-2-3-----	-----3-----
E	3-----3---	-----	-----	-----

e	-----	-----	-----	-----
b	-----	-----0-----	-----0-1-0-----	--0-1-3-1-0---0-
g	-----0-2-0-	-----0-2---2-0-	--0-2-----2-0-	2-----2---
D	4-2-0-2-4-----	4-2-4-----	4-----	-----
A	-----	-----	-----	-----
E	-----	-----	-----	-----


e	----0-----	0-2-0-----0-2-	3-2-0---0-2-3---	3-----
b	1-3---3-1-0-1-3-	-----3-1-3-----	-----3-----	0-----
g	-----	-----	-----	0-----
D	-----	-----	-----	0-----
A	-----	-----	-----	2-----
E	-----	-----	-----	3-----

Toonsoort F



Toonladder-oefeningen

in F



Toonladder-oefeningen in F

e	-----	-----	-----	-----
b	-----	-----	-----	-----
g	-----	-----	-----	-----
D	-----	---0-0-2-2-3-3-	3-3-2-2-0-0-	-----
A	-----0-0-1-1-	3-3-----	-----3-3-	1-1-0-0-----
E	1-1-3-3-----	-----	-----	-----3-3-1-1-

e	-----	-----0-0-1-1-	1-1-0-0-----	-----
b	-----	1-1-3-3-----	-----3-3-1-1-	-----
g	-----0-0-2-2-3-3-	-----	-----	3-3-2-2-0-0-----
D	3-3-----	-----	-----	-----3-3-
A	-----	-----	-----	-----
E	-----	-----	-----	-----

e	-----	-----	-----	----0-0-1-1-1---
b	-----	-----	-----1-1-	3-3-----
g	-----	-----	0-0-2-2-3-3-----	-----
D	-----	---0-0-2-2-3-3-	-----	-----
A	-----0-0-1-1-	3-3-----	-----	-----
E	1-1-3-3-----	-----	-----	-----

e	1-1-0-0-----	-----	-----	-----
b	-----3-3-1-1-	-----	-----	-----
g	-----	3-3-2-2-0-0-----	-----	-----
D	-----	-----3-3-	2-2-0-0-----	-----
A	-----	-----	-----3-3-1-1-	0-0-----
E	-----	-----	-----	---3-3-1-1-1---

e	-----	-----	-----	-----
b	-----	-----	-----	-----
g	-----	-----	-----	-----
D	-----	-----	---0-----0-	2-0-----0-2-3-
A	----0-1-0-----	0-1-3-1-0--0-1-	3--3-1-0-1-3---	---3-1-3-----
E	1-3-----3-1-3-	-----3-----	-----	-----

e	-----	-----	-----	-----
b	-----	-----	-----	-----1-----
g	-----0-----	-----0-2-0---	---0-2-3-2-0---	0-2-3--3-2-0-2-
D	2-0--0-2-3--3-	2-0-2-3-----3-	2-3-----3-	-----
A	---3-----	-----	-----	-----
E	-----	-----	-----	-----

e	-----	--0-----0-	1-0-----0-1---	1-----
b	--1-3-1-----1-	3--3-1--1-3---	---3-1-3-----	1-----
g	3-----3-2-3---	-----3-----	-----	2-----
D	-----	-----	-----	3-----
A	-----	-----	-----	-----
E	-----	-----	-----	-----

Toonsoort D



Toonsoort A laag

1.



2.



3.



4.




5.



Toonsoort A

Hoog



Toonsoort A


nog meer oefeningen



Toonsoort C

In V e positie.

1.




2.



3.



4.



5.



Toonladder-oefeningen

in C In V e positie.

